

## ATC A-51 Series Controller Parameter Adjust

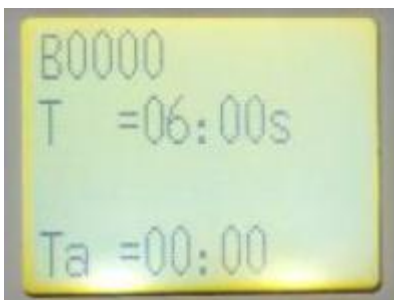
1. When the controller in operating status, the indicator is Green (Normal mode) and the display will show current time.



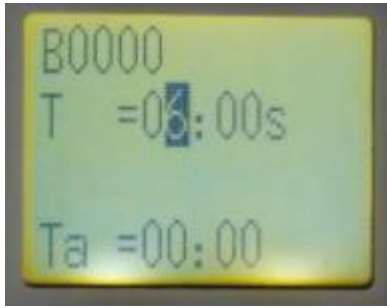
2. If you will adjust the controller's parameter, press the ESC. Then the display will show as below.



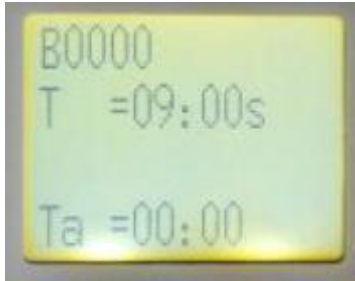
3. Choose the Monitor and press OK. Then the display will show the function block's parameter.



3. Current B0000 block is a timer and parameter is 6 Sec. Then press OK more than 3 Sec to adjust the timer. Use the OK to move the place, and ▲▼ to adjust the parameter.



5. When finished the parameter adjust,press OK more than 3 Sec to save it.



6. Above steps can complete the parameter adjust.

## Contact us

Shenzhen ATC Technology Co., Ltd

Add. Room 803, Block D, Building 16, South Station Enterprise City,Port Road Nanhai District, Foshan, China,528251

Tel: (86 757) 8676 7929

Website: [www.szatc.com](http://www.szatc.com)

E-mail: [sales@szatc.com](mailto:sales@szatc.com) [support@szatc.com](mailto:support@szatc.com)